


Your CalPERS Benefits Planning Your Service Retirement



.....



.....



Will you be ready for retirement?

Retirement from your working career is one of the most important decisions of your life.

This publication will help you plan your service retirement and provide information you need to consider before retiring.

You should consider your desired retirement lifestyle and project how much that lifestyle will cost. Then compare the lifestyle or the cost with your projected retirement income.

Sources of income may include:

- Your CalPERS pension
- Deferred compensation, such as a 401(k) or 457 plan
- Social Security
- Other savings and investments

Other factors such as taxes, inflation, health care costs, and estate planning may need your consideration as well.

Contents

What Is the CalPERS Retirement Plan?	2
CalPERS Retirement Planning Resources	3
Eligibility Requirements for Retirement	4
Ways to Increase Your Retirement Benefit	5
Benefits Paid Upon Your Death.	9
Retirement Payment Options	11
Sample Retirement Calculation – Classic/Classic . . .	15
Sample Retirement Calculation – Classic/PEPRA . . .	17
Choosing a Retirement Date	18
Estimate Your Future Benefit	19
Health Benefits in Retirement	20
Other Considerations	21
Retirement Planning Checklist	23
When You’re Ready to Retire	24
What New Retirees Need to Know	25
How to Contact Us	26
Visit Your Nearest CalPERS Regional Office	27
Privacy Notice	28

What Is the CalPERS Retirement Plan?

CalPERS is a defined benefit plan funded by employee contributions, employer contributions, and earnings made on CalPERS investments. Most employees contribute a percentage of their salary, which accrues interest under their individual CalPERS account.

As a member, you may choose to withdraw your contributions and interest if you no longer work for a CalPERS-covered employer, or you may apply for a lifetime monthly retirement allowance once you become eligible.

Eligibility requirements to collect your CalPERS pension differ from the Social Security Administration's requirements. It's important you understand CalPERS and the Social Security Administration are independent of each other. You do not need to be Social Security age to collect your CalPERS pension.

If you're eligible to receive Social Security benefits and worked for an employer that did not withhold Social Security taxes, the Windfall Elimination Provision and Government Pension Offset can reduce your Social Security benefits. Before you stop working and collect your CalPERS pension, call the Social Security Administration at (800) 772-1213 or visit their website at www.ssa.gov for more information about these Social Security benefit reductions.

Your retirement benefit is based on a retirement formula using your total service credit, your age at retirement, and your highest average annual compensation during any consecutive 12-month or 36-month period throughout your CalPERS career.

You may have more than one retirement formula based on your membership date, your membership category, and your employer's contract with CalPERS.

Your CalPERS Membership Category

If your membership date with us is December 31, 2012, or before, you are considered a **classic** member with a classic retirement formula.

You are a **PEPRA** member with a PEPRA formula if:

- You were brought into CalPERS membership for the first time on or after January 1, 2013, and you had no prior membership with any other California public retirement system.
- You were brought into CalPERS membership for the first time on or after January 1, 2013, and you were not eligible for reciprocity with another California public retirement system.
- You became a member on or before December 31, 2012, left CalPERS employment for six months or more, and then returned to membership on or after January 1, 2013, with a CalPERS employer you did not previously work for.

Note: All State of California departments are considered the same employer. All school county offices and districts are considered the same school employer. Each public agency is considered a separate employer.

Membership categories include:

- Local miscellaneous
- Local safety
- School
- State miscellaneous and industrial
- State safety

You can find your membership category and retirement formula on your Annual Member Statement by logging in to your personal myCalPERS account at my.calpers.ca.gov.

CalPERS Retirement Planning Resources

We have many resources available to help you in your retirement planning:



CalPERS website at **www.calpers.ca.gov**



Your personal myCalPERS account at **my.calpers.ca.gov**



Online and instructor-led retirement classes



Webinars and YouTube videos



Member publications



One-on-one retirement counseling

You can access your personal account information by logging in to your myCalPERS account. If you have not created your myCalPERS account, you must go to **my.calpers.ca.gov** and follow the easy steps to complete the registration process.

From your myCalPERS account, you can do the following:

- View and print your Annual Member Statements
- Create and save retirement estimates
- Change your beneficiary designation
- Take online CalPERS retirement classes
- Sign up for instructor-led retirement classes
- Register for retirement counseling appointments and CalPERS Benefits Education Events
- Apply for service retirement

We offer a variety of retirement classes designed for members at different career stages. These classes can help you understand the retirement process and various aspects of financial planning. A few of them are listed below:

- Your CalPERS and You
- Planning Your Retirement
- Your Retirement Application and Beyond

For a complete list of available classes, please visit our website at **www.calpers.ca.gov/education**.

Eligibility Requirements for Retirement

To retire you must meet two requirements: **age** and **service credit**.

1 Age

Your minimum retirement age depends on your retirement formula: 50, 52, or 55. **Note:** If you have a combination of classic and PEPRAs service, you may be eligible to retire at age 50.

2 Service Credit


The minimum service requirement is five years, or 10 years if you are a State of California Second Tier member. There are exceptions to the minimum service requirement:

- You've worked at least five calendar years as a permanent part-time employee (Government Code section 20970).
- You've established reciprocity with another California public retirement system. Refer to the publication ***A Guide to CalPERS When You Change Retirement Systems*** (PUB 16).

We mail most members a postcard once these two requirements are met. Your personal myCalPERS account and Annual Member Statement also tell you when you're eligible to retire.

Ways to Increase Your Retirement Benefit

The key to increasing your retirement benefit is to understand how service credit, age, and final compensation are used in the basic retirement calculation. Increase any one of these factors and you'll increase your overall benefit. The basic retirement calculation is shown below:



If you have more than one retirement formula, we calculate an Unmodified Allowance for each formula and then add them to get your total Unmodified Allowance.

Ways to Increase Your Retirement Benefit (continued)

Service Credit

Service credit is earned on a fiscal year basis, which is July 1 through June 30. If you are paid on a monthly basis, 10 months of full-time employment will equal one year. You cannot earn more than one year of service credit in one fiscal year. If you work less than eight hours per day, it will take you longer to earn a year of service credit.

You may be able to increase your total service credit through sick leave or educational leave, golden handshake, and service credit purchase.

Sick Leave or Educational Leave

Your employer's contract may allow you to convert any unused sick leave and/or educational leave hours to service credit when you retire. You must retire within 120 days from your last day of employment for this to apply.

Eight hours of sick leave or educational leave = 1 day of service credit, or 0.004 years of service credit.

The conversion formula is shown below:

Service Credit Conversion Formula

Hours of Sick Leave or Educational Leave	÷	8	=	Days of Sick Leave or Educational Leave
Days of Sick Leave or Educational Leave	×	0.004	=	Years of Service Credit

Example:
 $250 \text{ hours} \div 8 = 31.25 \text{ days} \times 0.004 = 0.125 \text{ years of service credit}$

Golden Handshake

Your employer may offer additional service credit as an incentive to retire. This is known as a golden handshake. You must retire within a specific "window period" to be eligible. Ask your employer if they offer this type of retirement incentive.

Purchasing Service Credit

You may be eligible to purchase other types of service credit to increase your retirement benefit.

Government Code section 21050 requires elections made after January 1, 2020, to be paid in full at retirement. If you're unable to pay the balance in full, any remaining balance owed at retirement will be converted to an AER (which reduces your retirement allowance by the actuarial equivalent of the balance). To learn more, refer to ***A Guide to Your CalPERS Service Credit Purchase Options*** (PUB 12) and ***A Guide to Your CalPERS Military Service Credit Options*** (PUB 15).

Ways to Increase Your Retirement Benefit (continued)

Benefit Factor

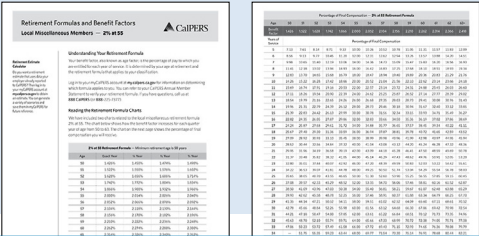
Your benefit factor, also known as “age factor,” is the percentage of pay you’ll receive for each year of service credit earned. It is determined by your retirement formula and age at retirement.

Starting at your minimum retirement age, your benefit factor increases every quarter year up to a maximum age. For example, if your retirement formula is 2% at 55 and you retire at age 55, you will get 2% for each year of service credit. The percentage increases every quarter after age 55 up to the maximum age of 63.

A common misconception is that your benefit will increase indefinitely with age. Once you reach the maximum benefit factor, your benefit will not increase unless you are working and earning service credit.

View Benefit Factor Charts Online

Go to www.calpers.ca.gov/benefitcharts to find the retirement formula charts for your benefit factor and final compensation.



Final Compensation

Your final compensation is your highest average annual compensation during any consecutive 12-month or 36-month period of employment. We use your full-time pay rate, not your earnings. If you work part time or are paid hourly, we will convert your pay rate to a monthly equivalent.

If you have a combination of classic and PEPR service, we will use one final compensation amount for the service earned under your classic service and a second final compensation amount under your PEPR service (California Code of Regulations section 579.24(b)).

Note: We cannot apply your PEPR salary toward your classic service and vice versa.

We consider the following when determining your final compensation:

Special Compensation

This is additional income reported separately from your regular pay rate, such as holiday pay, uniform allowance, or longevity pay. By law, not all special compensation can be included in your final compensation calculation.

Social Security Offset

If your employer(s) withheld Social Security taxes, you may be subject to a one-time Social Security offset. This means we will reduce your final compensation by \$133.33 before your retirement benefit is calculated. For example, if your final compensation were \$3,133.33, we would use \$3,000.00 in your retirement calculation.

Ways to Increase Your Retirement Benefit (continued)

Compensation Limits

The final compensation amount we can use to calculate your retirement benefit may be limited by Retirement Law, Internal Revenue Code (IRC) section 401(a)(17), or both. If your service is subject to PEPPRA, the annual compensation limit amounts are lower than the IRC compensation limits (Government Code section 7522.10). These limits do not limit the salary your employer can pay, but rather limit the amount of compensation we can take into account to calculate your benefit.

Each year, the compensation limit amounts are updated and provided to your employer. If you are unsure whether the limits apply to you, ask your human resources department or contact us.

Pay Increases

You should take advantage of pay raises to increase your final compensation. The more months you work at the higher pay rate, the higher your final compensation will be. The charts below demonstrate this concept.

Reciprocity

If you are a member of another California public retirement system, we will use the highest average annual compensation during any 12-month or 36-month period of employment as long as you retire from each system on the same date. The final compensation we use to calculate your retirement benefit must comply with CalPERS laws and regulations, and may be subject to review.

Final Compensation - Pay Increase Examples

Months	6 Months of Pay Increase
January	\$5,000.00
February	\$5,000.00
March	\$5,000.00
April	\$5,000.00
May	\$5,000.00
June	\$5,000.00
July	\$5,200.00
August	\$5,200.00
September	\$5,200.00
October	\$5,200.00
November	\$5,200.00
December	\$5,200.00
Final Compensation	\$5,100.00

Months	12 Months of Pay Increase
July	\$5,200.00
August	\$5,200.00
September	\$5,200.00
October	\$5,200.00
November	\$5,200.00
December	\$5,200.00
January	\$5,200.00
February	\$5,200.00
March	\$5,200.00
April	\$5,200.00
May	\$5,200.00
June	\$5,200.00
Final Compensation	\$5,200.00

Benefits Paid Upon Your Death

Before You Retire

Should you pass away before retiring, the benefits your loved ones are entitled to receive are based on your membership classification, your employer's contract with us, and whether you were eligible to retire. Refer to your member publication or ask your human resources department about your pre-retirement death benefits.

Be sure to keep your beneficiary designation up to date. You can update your beneficiary designation online using your personal myCalPERS account. If your beneficiary designation is revoked and there is no designation in effect when you die, benefits will be paid to your **statutory beneficiary**. The list of revocable events and statutory beneficiary order can be found on our website.

A **statutory beneficiary** is defined by law rather than designated in a will or on an annuity or life insurance policy.

After You Retire

Benefits may be payable to your named **beneficiary** (or beneficiaries) and eligible **survivor**, should you pass away after you retire. Three types of benefits may be paid to your beneficiaries or survivor. The first two depend on your employer's contract with us, and the last one is chosen by you on your retirement application:

- Lump-sum death benefit
- Survivor continuance
- Retirement payment option

A **beneficiary** is any person you choose to receive either a one-time, lump-sum payment or an ongoing monthly benefit upon your death.

A **survivor** is defined by law. You cannot choose a survivor.

Lump-Sum Death Benefit

The amount paid ranges from \$500 to \$5,000 and can be paid to one or more beneficiaries. Refer to your Annual Member Statement or ask your human resources department how much your lump-sum death benefit is. If you last worked with another California retirement system that provides a similar benefit, then the CalPERS retired death benefit is not paid.

Survivor Continuance

If your employer contracts for this monthly benefit, the amount paid to your survivor is either 25% or 50% of your Unmodified Allowance. You must have an eligible survivor when you retire and that survivor must remain eligible until you die. Ask your current or past employer if this benefit applies to you.

You cannot choose your survivor. A survivor is defined by law as:

- A spouse or registered domestic partner who was married or registered to you for at least one year before your service retirement date and continuously until your death. For disability or industrial disability retirement, you only need to be married as of your retirement date and remain married until your death.
- If no eligible spouse or domestic partner, your natural or adopted unmarried children under age 18. The benefit would be paid until they marry or turn 18.

Benefits Paid Upon Your Death (continued)

- Your unmarried child who was disabled prior to age 18 and whose disability continues without interruption until the disability ends or until marriage.
- Qualifying financially dependent parents, if none of the above.

If you have more than one employer that contracts for this benefit, we calculate the survivor continuance for each employer and add them to get the total survivor continuance amount.

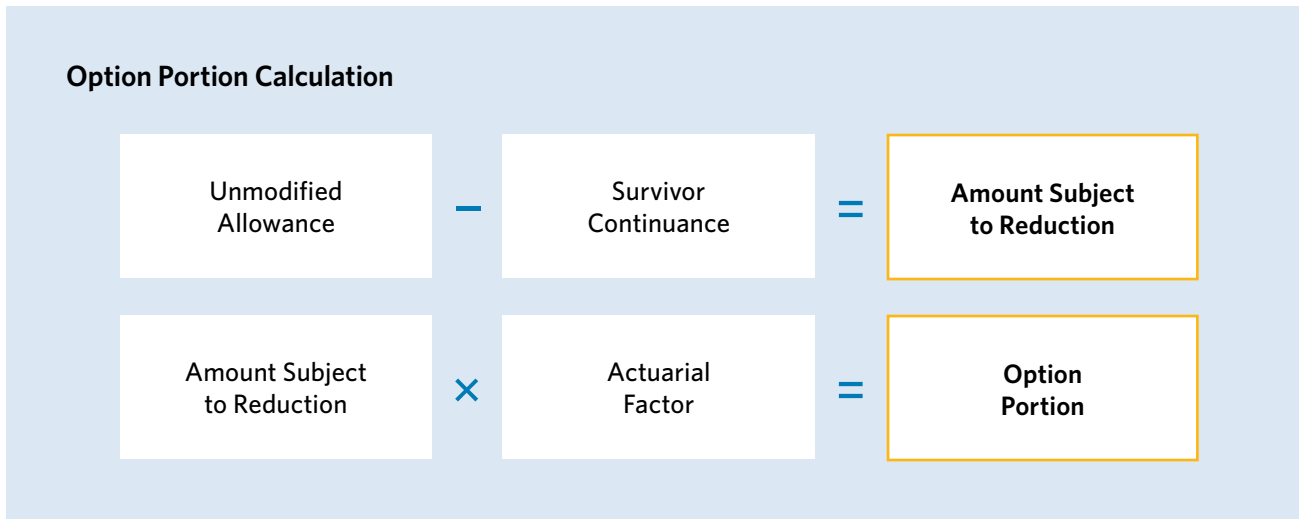
Retirement Payment Option

You choose the benefit paid upon your death when you apply for retirement. You can choose the Unmodified Allowance for your lifetime only or take a reduction in order to provide a benefit to a beneficiary.

Depending on the option you choose, an actuarial factor based on your age, your beneficiary's age, life expectancies, or amount of contributions is used to determine how much each payment option will cost.

If survivor continuance is payable, we first subtract that amount from your Unmodified Allowance and then apply the reduction for your beneficiary. For example, if your survivor continuance benefit is 25%, only the remaining 75% is subject to reduction. Once the reduction is applied, this amount is called the "option portion."

Here's how we calculate the option portion:



As we discuss the different payment options, keep in mind that you choose a beneficiary to receive the option portion of your monthly benefit, aside from any survivor continuance portion. And remember, your survivor and beneficiary can be the same person, but they don't have to be.

Retirement Payment Options

Unmodified Allowance

For You	For Your Beneficiary	For Your Survivor
Provides the highest monthly allowance paid for life.	There is no continuing monthly benefit to a beneficiary and no return of unused member contributions upon your death.	25% or 50% if payable

Return of Remaining Contributions Option 1

For You	For Your Beneficiary	For Your Survivor
<ul style="list-style-type: none"> • Only available if you paid contributions to CalPERS. • Can name one or more beneficiaries. 	<ul style="list-style-type: none"> • Does not provide ongoing monthly benefit. • Upon your death, provides a lump-sum payout of any remaining member contributions in your account to one or more named beneficiaries. • If no remaining member contributions, no benefit is paid. 	25% or 50% if payable

It takes about 10 years of retirement to totally deplete your contributions, but your monthly benefit continues.

100 Percent Beneficiary Option 2

For You	For Your Beneficiary	For Your Survivor
<ul style="list-style-type: none"> • Can name only one beneficiary for an ongoing monthly benefit. • Can name one or more beneficiaries for the lump-sum portion. 	<ul style="list-style-type: none"> • Provides 100 percent of the option portion of your ongoing monthly benefit to your named beneficiary upon your death. • Upon both your deaths, a lump-sum payout of any remaining member contributions in your account will be paid to one or more named secondary beneficiaries. 	25% or 50% if payable

It takes about 10 years of retirement to totally deplete your contributions, but your monthly benefit continues.

Retirement Payment Options (continued)

100 Percent Beneficiary Option 2 with Benefit Allowance Increase

For You	For Your Beneficiary	For Your Survivor
<ul style="list-style-type: none"> • Can name only one beneficiary. • If your beneficiary dies before you, or you have another qualifying event, your benefit will increase to the Unmodified Allowance. 	Provides 100 percent of the option portion of your ongoing monthly benefit to your named beneficiary upon your death.	25% or 50% if payable

50 Percent Beneficiary Option 3

For You	For Your Beneficiary	For Your Survivor
<ul style="list-style-type: none"> • Can name only one beneficiary for an ongoing monthly benefit. • Can name one or more beneficiaries for the lump-sum portion. 	<ul style="list-style-type: none"> • Provides 50 percent of the option portion of your ongoing monthly benefit to your named beneficiary upon your death. • Upon both your deaths, a lump-sum payout of any remaining member contributions in your account will be paid to one or more named secondary beneficiaries. 	25% or 50% if payable

It takes about 10 years of retirement to totally deplete your contributions, but your monthly benefit continues.

50 Percent Beneficiary Option 3 with Benefit Allowance Increase

For You	For Your Beneficiary	For Your Survivor
<ul style="list-style-type: none"> • Can name only one beneficiary. • If your beneficiary dies before you, or you have another qualifying event, your benefit will increase to the Unmodified Allowance. 	Provides 50 percent of the option portion of your ongoing monthly benefit to your named beneficiary upon your death.	25% or 50% if payable

Retirement Payment Options (continued)

Flexible Beneficiary Option 4

For You	For Your Beneficiary	For Your Survivor
<ul style="list-style-type: none"> • Can name one or more beneficiaries. • Can specify a specific dollar or percentage be paid to each beneficiary. 	Provides an ongoing monthly benefit of a specific percentage or specific dollar amount of your retirement benefit to one or more named beneficiaries upon your death.	25% or 50% if payable

Court-Ordered Payment Options

If you are required by a court order to designate your nonmember spouse or domestic partner for an ongoing monthly benefit, you can choose one of the following Court-Ordered Community Property Option 4 options for your share of the benefit.

Court-Ordered Community Property Option 4 / Unmodified Allowance

For You	For Your Beneficiary	For Your Survivor
For your remaining share, provides you the highest monthly allowance paid for your lifetime.	<ul style="list-style-type: none"> • Provides an ongoing monthly benefit to your nonmember spouse or domestic partner equal to his or her community property interest. • There is no return of unused member contributions upon your death. 	25% or 50% if payable

Retirement Payment Options (continued)

Court-Ordered Community Property Option 4 / Return of Remaining Contributions Option 1

For You	For Your Beneficiary	For Your Survivor
<ul style="list-style-type: none"> • Only available if you paid contributions to CalPERS. • Can name one or more beneficiaries for the lump-sum portion of your remaining share. 	<ul style="list-style-type: none"> • Provides an ongoing monthly benefit to your nonmember spouse or domestic partner equal to his or her community property interest. • For your remaining share, provides a lump-sum payout of any remaining member contributions in your account to one or more named beneficiaries. 	25% or 50% if payable

It takes about 10 years of retirement to totally deplete your contributions, but your monthly benefit continues.

Court-Ordered Community Property Option 4 / Specific Percentage or Specific Dollar Amount

For You	For Your Beneficiary	For Your Survivor
<ul style="list-style-type: none"> • Can name one or more beneficiaries for your remaining share. • Can specify a specific dollar or percentage be paid to each beneficiary. 	<ul style="list-style-type: none"> • Provides an ongoing monthly benefit to your nonmember spouse or domestic partner equal to his or her community property interest. • For your remaining share, provides an ongoing monthly benefit of a specific percentage or specific dollar amount of your retirement benefit to one or more named beneficiaries upon your death. 	25% or 50% if payable

Sample Retirement Calculation – Classic/Classic

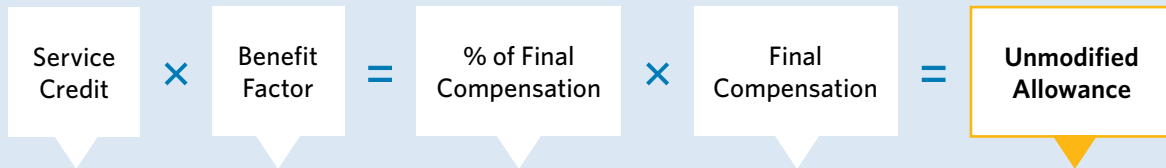
Fred chooses the 100 Percent Beneficiary Option 2 and names his spouse, Maria, as the beneficiary. Because Fred and Maria were married at least one year prior to Fred’s retirement date, she is also the eligible survivor for the survivor continuance benefit. How much will Fred and Maria get?*

Fred’s Information

Birthday: 9/15/1966
 Spouse: Maria - married 2/14/1994
 Retirement date: 1/1/2023
 Age at retirement: 56.25

Employer 1 Employed 12/1/2000-12/1/2020	Employer 2 Employed 1/1/2021-12/31/2022
Local miscellaneous, 2.5% at 55	State miscellaneous & industrial, 2% at 55
3-year final compensation period 1/1/2020-12/31/2022 \$6,000.00	1-year final compensation period 1/1/2022-12/31/2022 \$6,200.00
Not subject to Social Security offset	Subject to Social Security offset
Not contracted for survivor continuance	Survivor continuance 25%
Earned 20 years of service credit	Earned 2 years of service credit

Calculate the Unmodified Allowance:



Employer 1								
20	×	2.500%	=	50.000%	×	\$6,000	=	\$3,000
Employer 2								
2	×	2.080%	=	4.160%	×	\$6,066.67 (\$6,200 - \$133.33)	=	\$252.37
								\$3,252.37

* The data used in this example is hypothetical and is not based on any real-life persons. It’s intended to illustrate how multiple employers with different contract provisions affect the overall retirement calculation.

Sample Retirement Calculation – Classic/Classic (continued)

Then calculate survivor continuance:

$$\text{Employer 2} \times \% = \text{Survivor Continuance Amount}$$

$$\$252.37 \times 25\% = \$63.09$$

Then calculate the option portion:

$$\text{Unmodified Allowance} - \text{Survivor Continuance} = \text{Amount Subject to Reduction} \times \text{Actuarial Factor} = \text{Option Portion}$$

$$\$3,252.37 - \$63.09 = \$3,189.28 \times 0.91988 = \$2,933.75$$

Fred’s 100 Percent Beneficiary Option 2 monthly benefit:

$$\text{Survivor Continuance} + \text{Option Portion} = \text{100 Percent Beneficiary Option 2 Monthly Benefit}$$

$$\$63.09 + \$2,933.75 = \$2,996.84$$

Upon Fred’s death, Maria will get the same monthly benefit because she is his eligible survivor and his beneficiary for the 100 Percent Beneficiary Option 2.

Sample Retirement Calculation – Classic/PEPRA

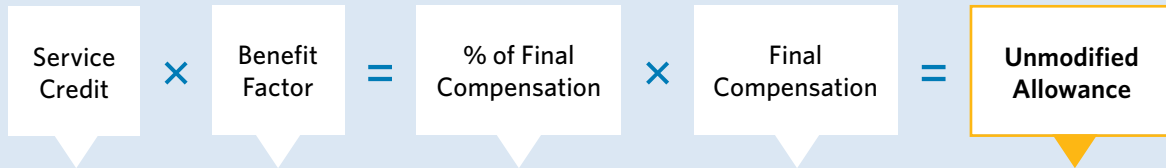
Laura chooses the Unmodified Allowance.
How much will Laura get at retirement?*

Laura's Information

Birthday: 7/1/1962
 Retirement date: 1/1/2024
 Age at retirement: 62

Employer 1 (Classic) Employed 1/1/2002-12/31/2019	Employer 2 (PEPRA) Employed 1/1/2021-12/31/2023
State miscellaneous & industrial, 2% at 55	Local miscellaneous, 2% at 62
1-year final compensation period (classic) 12/31/2018-12/31/2019 \$4,633.33	3-year final compensation period (PEPRA) 1/1/2021-12/31/2023 \$5,500.00
Subject to Social Security offset	Not subject to Social Security offset
Earned 17 years of service credit	Earned 3 years of service credit

Calculate the Unmodified Allowance:



Employer 1 (Classic)						
17	×	2.438%	=	41.446%	×	\$4,500
						(\$4,633.33 – \$133.33)
						= \$1,865.07
Employer 2 (PEPRA)						
3	×	2.000%	=	6.000%	×	\$5,500
						= \$330.00
						\$2,195.07

* The data used in this example is hypothetical and is not based on any real-life persons. It's intended to illustrate how multiple employers with different contract provisions affect the overall retirement calculation.

Choosing a Retirement Date

When choosing your retirement date, keep the following in mind:

- Your retirement date can be any day of the week, even a Saturday or Sunday.
- If you leave CalPERS-covered employment and do not submit your retirement application within nine months, the law states that your retirement date can be no earlier than the first of the month we receive your retirement application.
- Your retirement date must be after your **last day on payroll** for all CalPERS-covered positions. This includes any full-time, part-time, or intermittent positions and any elected or appointed offices for which you have CalPERS membership. Example: If your last day on payroll is December 30, 2023, the earliest retirement date would be December 31, 2023.
- **Cost-of-Living Adjustment (COLA):** Your retirement date affects how soon you can receive a COLA increase. You are eligible to receive your first COLA on May 1 of the second calendar year after your retirement year. For example:

If your retirement date is...	Then you become eligible for COLA on...
December 31, 2023	May 1, 2025
January 1, 2024	May 1, 2026

- **Reciprocity:** If you have established reciprocity with another California public retirement system, your CalPERS retirement benefit could be based on your highest compensation earned under all systems if you retire from each system on the same day. The final compensation we use to calculate your benefit must comply with CalPERS laws and regulations, and may be subject to review. Refer to the publication **A Guide to CalPERS When You Change Retirement Systems** (PUB 16).

If you last worked for the other retirement system and you submit your CalPERS retirement application more than nine months from separation of employment with the other system, the law states that your retirement date cannot be earlier than the first of the month we receive your application.

- **Health, Dental, and Vision Benefits:** Your retirement date must be within 120 days of your last day of employment (see “Health Benefits in Retirement” on page 20).
- **Unused Sick Leave or Educational Leave:** Your retirement date must be within 120 days of your last day of employment for us to include it in your retirement calculation (see “Service Credit” on page 6).
- **Service Credit Purchases:** If you plan to purchase service credit, you must submit a request and elect to purchase the service credit before your planned retirement date. For elections made after January 1, 2020, if the balance is not paid in full prior to retirement, your retirement allowance will be reduced by the actuarial equivalent of the balance.

Estimate Your Future Benefit

Retirement Is More Than a Year Away

You have two options for generating retirement estimates when you are more than one year from your expected retirement date.

The first option is to log in to your myCalPERS account at my.calpers.ca.gov to obtain an estimate that uses data your employer already reported to CalPERS. You can generate a variety of scenarios and save them in myCalPERS for future reference.

The second option is to use the CalPERS Retirement Estimate Calculator on our website at www.calpers.ca.gov. This online calculator allows you to generate multiple estimates with information you provide. The estimate will provide only the Unmodified Allowance. You can print but not save estimates produced using this calculator.

You're Within a Year of Retirement

When you're within one year of your expected retirement date, you can request up to two CalPERS Estimate Letters in a 12-month period. We use your current payroll postings, and the Estimate Letter is reviewed before you receive it to ensure the retirement calculation is correct. We do not project salary increases, special compensation, or anticipated service credit purchases.

It's important you know what your estimated retirement allowance will be before you retire and choose a retirement payment option. You only have 30 days from the date your first retirement check is issued to make any changes to your retirement payment option.

To request and receive a CalPERS Estimate Letter, you can log in to your myCalPERS account at my.calpers.ca.gov or complete and mail the **Retirement Allowance Estimate Request** form. Please allow 30 days for processing once we receive your completed form.

Community Property Estimates

If you have a community property claim resolution where a court order requires you to name your former spouse as a beneficiary, you can obtain up to two retirement estimates per year if your projected retirement date is within three years.

If you have an outstanding community property claim on your account, we cannot provide an estimate of your future benefits until the claim is resolved.

You can find the **Community Property Retirement Allowance Estimate Request** form in the Forms & Publications area on our website at www.calpers.ca.gov. Please allow 60 days for processing once we receive your completed form.

Health Benefits in Retirement

Eligibility Requirements

You will be eligible for a CalPERS-administered health plan as a retiree if you meet all the following criteria:

- You are eligible for health coverage upon separation of employment.
- You retire from an employer (and bargaining group, if applicable) that contracts for health benefits through CalPERS.
- You receive a monthly CalPERS retirement allowance.
- You retire within 120 days of the date of your separation from employment.

Your spouse or registered domestic partner will be eligible for a continuing health benefit after your death as long as they receive an ongoing monthly benefit, as either a survivor or beneficiary.

State of California and California State University (CSU) employees who receive a monthly CalPERS retirement allowance and who retire within 120 days of separation from employment are eligible for dental and vision benefits. If you are a State of California or CSU employee, please refer to www.calpers.ca.gov for more information.

Transitioning From Active to Retired Health Coverage

If you are enrolled in a CalPERS health plan, your health coverage generally continues automatically into retirement if your permanent separation date and retirement date are within 30 days of each other. If you don't want your health coverage to continue, you may decline automatic enrollment by either:

- Submitting a **Health Benefits Plan Enrollment** form to your employer before you retire, or
- Declining health coverage on your retirement application.

If your permanent separation date and retirement date are between 31 and 120 days apart, your health coverage does not automatically continue.

To re-enroll, you must either:

- Submit a written request to CalPERS within 60 days of your retirement date, or
- Enroll during Open Enrollment.

Coordinating CalPERS Health Coverage With Medicare

If you and your dependents are enrolled in a CalPERS Basic health plan when you retire and you qualify for Medicare, you must enroll in Medicare Parts A and B. You must provide your Medicare information to CalPERS and then transfer to a CalPERS Medicare health plan to continue CalPERS coverage. Please contact the Social Security Administration to find out if you qualify for Medicare Parts A and B.

Be sure to read our CalPERS **Medicare Enrollment Guide** for more detailed information. If you have questions about Medicare, Medicare premiums, enrollment or eligibility, contact the Social Security Administration at (800) 772-1213 or TTY (800) 325-0778 or visit their website at www.ssa.gov.

Other Considerations

If You Become Disabled

If you become disabled and can no longer perform the duties of your job, you may qualify for disability retirement or industrial disability retirement. Learn about the eligibility requirements in our publication ***A Guide to Completing Your CalPERS Disability Retirement Election Application*** (PUB 35).

Power of Attorney

A CalPERS special power of attorney allows you to designate a representative or agent, known as your attorney-in-fact, to conduct your retirement affairs. Should you become unable to act on your own behalf, your designated attorney-in-fact will be able to perform important duties concerning your CalPERS business, such as address changes, federal or state tax withholding elections, and retirement benefit elections.

The CalPERS special power of attorney is specifically designed for use by active and retired CalPERS members and beneficiaries. You may already have a power of attorney set up through another resource; however, it may not address your CalPERS retirement benefits. For more information, review the publication ***A Guide to the CalPERS Special Power of Attorney*** (PUB 30).

Emergency Retirement

If you are terminally ill, facing imminent death, or are about to have surgery, please call us toll free at **888 CalPERS** (or **888-225-7377**) to discuss what options are available to you.

Divorce, Legal Separation, or Termination of Domestic Partnership

If you have a community property claim on your retirement account, a hold is placed on your account and benefits are held until the claim is resolved. We recommend that you resolve the claim before you retire to avoid possible delays in processing your retirement benefits. However, you should not wait to submit your retirement application. Waiting to apply for retirement may affect the retirement date and other benefits you are entitled to receive.

For more information, review the publication ***A Guide to CalPERS Community Property*** (PUB 38A). If you are unsure whether your claim has been resolved or have questions about your court order or your benefits, please call us toll free at **888 CalPERS** (or **888-225-7377**).

Temporary Annuity

Temporary annuity is additional monthly income you may choose to enhance your CalPERS pension. A temporary annuity benefit is funded through a lifetime reduction of your monthly retirement allowance. The type of temporary annuity you are eligible for depends on your CalPERS membership date. For more information, review the publication ***A Guide to Your CalPERS Temporary Annuity*** (PUB 13).

Other Considerations (continued)

Internal Revenue Code (IRC) Section 415(b) Retirement Benefit Limit

IRC section 415(b) places a dollar limit on the annual retirement benefit you can receive from CalPERS, a tax-qualified pension plan. This dollar limit is set and adjusted each year by the Internal Revenue Service. We determine if your benefit is subject to this limit when you retire.

If your retirement benefit must be limited under section 415(b), you may be enrolled in the IRC section 415(b) Replacement Benefit Plan, an employer-funded plan, if eligible. If your membership date is prior to January 1, 2013, the CalPERS Replacement Benefit Plan provides a replacement benefit that will, to the extent possible, make up the amount your CalPERS benefit is limited.

For more information, see the IRC section 415(b) *Replacement Benefit Plan Fact Sheet* on our website at www.calpers.ca.gov.

How We Report Your Pension Income

Service and disability retirement are fully taxable. Only industrial disability retirement is free from taxation under certain criteria.

If you have after-tax contributions on your account when you retire, a portion of your annual income will be tax-free. CalPERS uses the Simplified Method tables in Internal Revenue Service Publication 575 to determine and report the tax-free portion of your retirement allowance.

Benefit Forfeiture for Felony Convictions

Under the California Public Employees' Pension Reform Act, if you are convicted of a felony by a state or federal trial court in connection with your official job duties, in pursuit of the office or appointment, or in connection with obtaining salary, disability, service retirement, or other benefits, you will forfeit all of your accrued rights and benefits after the commission of the felony and you will no longer be eligible to accrue further benefits with CalPERS, effective on the date of conviction (Government Code sections 7522.72 and 7522.74).

For more information, refer to the *Forfeiture of Benefits Fact Sheet* on our website at www.calpers.ca.gov.

Working After You Retire

If you retire and then want to return to work for a CalPERS-covered employer, you may do one of the following:

- Work as a **retired annuitant**, or
- Come out of retirement and return to active service.

Retired annuitants are retirees who work for a CalPERS-covered employer as a temporary employee. Retired annuitants receive a paycheck from the employer and continue to receive a retirement allowance from CalPERS.

There are rules and restrictions related to both options. Before accepting any position, read the publications *A Guide to CalPERS Employment After Retirement* (PUB 33) and/or *A Guide to CalPERS Reinstatement From Retirement* (PUB 37) regarding the requirements and limitations.

Retirement Planning Checklist

Key Steps to Prepare

As you plan for your retirement and get ready to submit your retirement application, use the following checklist as a reminder of what you need to consider. You can find a detailed checklist with links to all our retirement planning resources at www.calpers.ca.gov/retirementchecklist.

- Create my personal myCalPERS account at my.calpers.ca.gov.**
 - Request a CalPERS Estimate Letter 12 months prior to retirement.
- Attend member education classes.**
Attending a class is recommended if you would like a half-hour or one-hour retirement counseling appointment.
- Review my recent Annual Member Statement for accuracy.**
- Read CalPERS member publications at www.calpers.ca.gov.**
- Contact CalPERS if I have an unresolved community property claim.**
 - I have resolved my community property claim.
- Contact my credit union, employee organization, or insurance plan and ask if payroll deductions can continue into retirement.**
- Establish reciprocity if I am a member with another retirement system.**
 - I have established reciprocity.
- Call CalPERS Long-Term Care at (800) 982-1775 and ask how premium deductions continue into retirement.**
- Watch retirement education webinars and videos at www.youtube.com/calpers.**
- Fill out dental and vision enrollment forms so my employer can process my enrollment (State of California/CSU only) 30 to 60 days prior to retirement.**

When You're Ready to Retire

Submit Your Retirement Application

You can apply for retirement up to 120 days before your retirement date. We recommend you submit your application early to ensure timely payment.

You can apply online, by mail, or in person:

- Log in to your personal myCalPERS account and apply online at my.calpers.ca.gov.
- Send in your completed and notarized retirement application along with any other applicable forms. Refer to ***A Guide to Completing Your CalPERS Service Retirement Election Application*** (PUB 43) for the application form and instructions.
- Visit your nearest Regional Office. One of our representatives can review your online or paper application and witness your and your spouse's or domestic partner's signatures in lieu of a notary.

Be sure to keep a copy of all forms and supporting documents for your records and future reference.

You must submit your application within nine months of your permanent separation date to receive the retirement date of your choice. If your application is received more than nine months after your permanent separation date, the law states that your retirement date cannot be earlier than the first of the month we receive your application.

If you are also a member of another public retirement system in California, you must apply for retirement with each system separately.

Contact the other public retirement system to determine their requirements and time frames to apply for retirement.

If you last worked for the other retirement system and you submit your CalPERS retirement application more than nine months from separation of employment with the other system, the law states that your retirement date cannot be earlier than the first of the month we receive your application. For full reciprocal benefits to apply, your retirement date must be the same with both systems. Review the publication ***A Guide to CalPERS When You Change Retirement Systems*** (PUB 16) for more information.

► **Important!** Separation from employment alone is not considered retirement — you must submit a retirement election application to complete the retirement process.

You must stop working in all CalPERS-covered employment before your retirement date, including all full-time and part-time positions and any elected or appointed offices for which you have CalPERS membership.

It's your responsibility to inform every CalPERS employer of your planned retirement date so each employer can submit permanent separation information on your behalf. If your employer does not submit separation information to us and you continue working, you may be considered unlawfully employed. This unlawful employment can result in termination of your retirement allowance and require you to repay overpaid retirement benefits.

What New Retirees Need to Know

Retirement Payment Schedule

We pay in arrears and your first retirement check is typically paid within 45 days of your retirement date, or within 45 days of when you submit your application if submitted after your retirement date.

Retirement Payment Method

You can have your retirement check deposited directly to your bank account. If you submit direct deposit information with your retirement application, your direct deposit is typically effective with your first retirement payment. We send funds for direct deposit on the first of each month. Your financial institution determines when your direct deposit funds are available.

Once you're retired, you can manage your payment method through your myCalPERS account.

Canceling or Changing Your Retirement Application

By law, you have **30 days from the date your first retirement benefit check is issued** to:

- Change your retirement payment option
- Change your lifetime beneficiary
- Change your retirement date
- Cancel or make changes to your retirement application

When you choose a retirement payment option, your choice becomes irrevocable after 30 days from the date your first retirement check is issued, unless you have a qualifying event. Before you make your decision, it's important you understand the limits to changing your retirement payment option or beneficiaries.

For more information about qualifying events, please refer to the publication ***Changing Your Beneficiary or Monthly Benefit After Retirement*** (PUB 98).

Adjustments to Your Retirement Benefit

Your retirement benefit is calculated using the payroll and service on your account as of your retirement date. It's normal for additional payroll, including sick leave, to come in after we've processed your initial benefit. This means your First Payment Acknowledgment letter, Account Detail sheet, and monthly benefit may be lower than what you were expecting until final payroll shows on your account.

Adjustments to your retirement benefit take up to four months to process and are retroactive to your retirement date.

How to Contact Us

Find Us Online

www.calpers.ca.gov

Learn about your benefits and subscribe to email alerts. You'll also find all our publications and forms.

my.calpers.ca.gov

Log in to access your account information or send us a secure message.

news.calpers.ca.gov

Stay up to date on CalPERS news that matters to you.

Call Us

Our offices are open Monday through Friday, 8:00 a.m. to 5:00 p.m. We're closed on state holidays.

Toll free: **888 CalPERS** (or **888-225-7377**)

TTY: (877) 249-7442

Fax: (800) 959-6545

International Calls: +1 916-795-3000

¿Hablas Español?

Para servicio en español marque:

888 CalPERS (o **888-225-7377**)

Write to Us

California Public Employees' Retirement System

Retirement Benefit Services Division

P.O. Box 942711

Sacramento, California 94229-2711

Experience CalPERS Through Social Media

Connect with us to get the latest CalPERS news.



Visit Your Nearest CalPERS Regional Office

Go to www.calpers.ca.gov/regionaloffices to learn how to make an appointment and prepare for your visit.



Privacy Notice

The privacy of personal information is of the utmost importance to CalPERS. The following information is provided to you in compliance with the Information Practices Act of 1977 and the Federal Privacy Act of 1974.

Information Purpose

The information requested is collected pursuant to the Government Code (sections 20000 et seq.) and will be used for administration of Board duties under the Retirement Law, the Social Security Act, and the Public Employees' Medical and Hospital Care Act, as the case may be. Submission of the requested information is mandatory. Failure to comply may result in CalPERS being unable to perform its functions regarding your status. Please do not include information that is not requested.

Social Security Numbers

Social Security numbers are collected on a mandatory and voluntary basis. If this is CalPERS' first request for disclosure of your Social Security number, then disclosure is mandatory. If your Social Security number has already been provided, disclosure is voluntary. Due to the use of Social Security numbers by other agencies for identification purposes, we may be

unable to verify eligibility for benefits without the number. Social Security numbers are used for the following purposes:

1. Enrollee identification
2. Payroll deduction/state contributions
3. Billing of contracting agencies for employee/ employer contributions
4. Reports to CalPERS and other state agencies
5. Coordination of benefits among carriers
6. Resolving member appeals, complaints, or grievances with health plan carriers

Information Disclosure

Portions of this information may be transferred to other state agencies (such as your employer), physicians, and insurance carriers, but only in strict accordance with current statutes regarding confidentiality.

Your Rights

You have the right to review your membership files maintained by the System. For questions about this notice, our Privacy Policy, or your rights, please write to the CalPERS Privacy Officer at 400 Q Street, Sacramento, CA 95811 or call us at **888 CalPERS** (or **888-225-7377**).

CalPERS is governed by the Public Employees' Retirement Law and the Alternate Retirement Program provisions in the Government Code, together referred to as the Retirement Law. The statements in this publication are general. The Retirement Law is complex and subject to change. If there is a conflict between the law and this publication, any decisions will be based on the law and not this publication. If you have a question that is not answered by this general description, you may make a written request for advice regarding your specific situation directly to the CalPERS Privacy Officer at 400 Q Street, Sacramento, CA 95811.

**California Public Employees'
Retirement System**

400 Q Street

P.O. Box 942701

Sacramento, California 94229-2701

888 CalPERS (or **888-225-7377**)

www.calpers.ca.gov

PUB 1

February 2023

2023.2.1